



BASKETBALL JERSEY



HOME



AWAY



UPWARD



SPORTS

BASKETBALL JERSEY

SIZING + FIT GUIDELINES

This fit guide allows you to see how you can expect a product to fit before you order it. To size each uniform correctly, measure your participant, find the size range in the chart below, and select the corresponding size in the left column.

US SIZES		CHEST (IN)	
YOUTH	YXS	4-5	22-23
	YS	6-8	24-26
	YM	10-12	28-30
	YL	14-16	31-33
MEN	AS		34-36
	AM		38-40
	AL		42-44
	AXL		46-48
	A2XL		50-52



The basketball jersey is designed to be longer so that it will stay tucked into the jersey. Choose the size that best fits the chest.

Use this for all basketball jerseys regardless of the design in leagues with a first practice date between 7-1-23 and 6-30-24.

UPWARD



SPORTS

PLAYER RECOGNITION T-SHIRT

SIZING + FIT GUIDELINES

This fit guide allows you to see how you can expect a product to fit before you order it. To size each uniform correctly, measure your participant, find the size range in the chart below, and select the corresponding size in the left column.

US SIZES		CHEST (IN)
YXS	6-7	25-29
YS	8-9	30-33
YM	10-12	34-35
YL	14-16	36-39 (SHORTER LENGTH)
AS		36-39 (LONGER LENGTH)
AM		40-43
AL		44-47
AXL		48-51
A2XL		52-55



For use in all leagues with a first practice date between 7-1-23 and 6-30-24.

UPWARD



SPORTS

UNIFORM SHORTS

SIZING + FIT GUIDELINES

This fit guide allows you to see how you can expect a product to fit before you order it. To size each uniform correctly, measure your participant, find the size range in the chart below, and select the corresponding size in the left column.

US SIZES		WAIST (IN)	HIP (IN)
YXS	4-5	22-23	23-24
YS	6-8	22-24	25-27
YM	10-12	25-27	28-30
YL	14-16	28-30	31-33
AS		28-30	33-35
AM		32-34	37-39
AL		36-38	41-43
AXL		40-42	45-47
A2XL		44-46	49-51



For use in all leagues with a first practice date between 7-1-23 and 6-30-24.



BASKETBALL CHEER UNIFORM



UPWARD



SPORTS

TRADITIONAL CHEER TOP

SIZING + FIT GUIDELINES


This fit guide allows you to see how you can expect a product to fit before you order it. To size each uniform correctly, measure your participant, find the size range in the chart below, and select the corresponding size in the left column.

YOUTH

US SIZES		CHEST (IN)
YXS	4-5	23.5 - 25
YS	6-8	26-27.5
YM	10-12	28.5 - 30
YL	14-16	31-33

LADIES

US SIZES		CHEST (IN)
AS	0-1	30-32
AM	4-5	33-35
AL	6-8	36 - 38
AXL	10-12	39 - 41
A2XL	14-16	42 - 44



Use this for all traditional cheer tops regardless of the design in leagues with a first practice date between 7-1-23 and 6-30-24.

UPWARD




SPORTS

CHEER MOCK NECK

SIZING + FIT GUIDELINES

This fit guide allows you to see how you can expect a product to fit before you order it. To size each uniform correctly, measure your participant, find the size range in the chart below, and select the corresponding size in the left column.

US SIZES		CHEST (IN)
YXS	4-5	22-24
YS	6-7	25-27
YM	8-10	28-30
YL	12-14	31-33
AS	4-6	34-35
AM	8-10	36-38
AL	12-14	39-41
AXL	16-18	42-44
A2XL	20-22	46-48



For use in all leagues with a first practice date between 7-1-23 and 6-30-24.

UPWARD



SPORTS

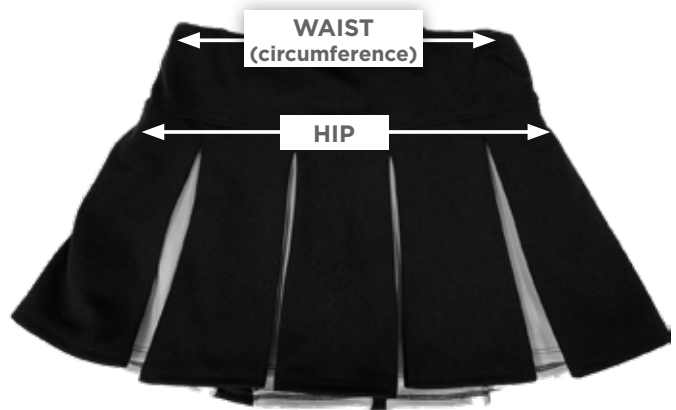
CHEER SKORT

SIZING + FIT GUIDELINES

This fit guide allows you to see how you can expect a product to fit before you order it. To size each uniform correctly, measure your participant, find the size range in the chart below, and select the corresponding size in the left column.

Cheer Skort

US SIZES	WAIST (IN)	HIP (IN)
YXS 4-5	20-22	23-24
YS 6-7	22-24	26-28.5
YM 8-10	25-27	30-32
YL 12-14	28-30	34-36
AS 4-6	26.5-27.5	37-38
AM 8-10	28.5-29.5	38-40
AL 12-14	30.5-32	42-44
AXL 16-18	33-35	45-47
A2XL 20-22	37-39	49-51



Use this for all cheer skorts in leagues with a first practice date between 7-1-23 and 6-30-24.

UPWARD



SPORTS

COACH POLO

SIZING + FIT GUIDELINES

This Fit Guide allows you to see how you can expect a product to fit, before you order it. To use, find the size range in the chart below and select the corresponding size in the left column.

MEN/UNISEX

US SIZES		CHEST (IN)
AS		34-36
AM		38-40
AL		42-44
AXL		46-48
A2XL		50-52



LADIES

AS	4-6	34-35
AM	8-10	36-38
AL	12-14	39-41
AXL	16-18	42-44
A2XL	20-22	46-48



For use in all leagues with a first practice date between 7-1-23 and 6-30-24.

UPWARD



SPORTS

COACH LONG SLEEVE T-SHIRT

SIZING + FIT GUIDELINES

This Fit Guide allows you to see how you can expect a product to fit, before you order it. To use, find the size range in the chart below and select the corresponding size in the left column.

US SIZES	CHEST (IN)
AS	34-36
AM	38-40
AL	42-44
AXL	46-48
A2XL	50-52



For use in all leagues with a first practice date between 7-1-23 and 6-30-24.